

USER GUIDE

TO FILL ONLINE APPLICATION FORM AND FEE PAYMENT FOR TG LAW CET/PGLCET-2025

All the candidates are required to fill the mandatory details in your application form for successful submission of the **TG LAW CET/PGLCET-2025** Application form. Therefore, you are advised to keep all the mandatory details with you before you proceed to fill online application form.

- ❖ User guide provides information to the candidates to help filling of the Online Application Form.
- ❖ The candidate should have **Personal E-Mail ID**. If he/she does not have then it is required to create E-Mail ID.
- ❖ The candidate should have **Personal Mobile Number**. If he/she does not have then it is Mandatory.
- ❖ The candidates are advised to read carefully the **Notification and Instruction Booklet** before Applying.

The following system requirements need to be available to comfortably browse
LAWCET/PGLCET-2025 official website - <https://lawcet.tgche.ac.in>

TG

System Requirements:

For better viewing of TG LAW CET/PGLCET-2025 website and smooth Application submission through online mode and the candidates are hereby informed that the following computer system requirements are most desirable:

Internet browser: Internet Explorer 6.0 and above/ Google Chrome

Screen resolution: 600 * 800

PDF reader: Adobe acrobat reader 8.0 and above

Browser settings: Disable the pop up blocks and uninstall all the Script blockers

The Mandatory Details are as Follows:

S.NO	Details Required	Documents To Be Referred
1.	TG/ Online Transaction ID(If payment is being made through TG Online Centre)	Receipt Form from TG Online Centre
	Debit Card / Credit Card or Net Banking details(If the payment is to be done through Debit Card / Credit Card / Net Banking)	Debit Card /Credit Card /Net Banking
2.	Qualifying Exam Hall Ticket No./ Roll No/Registration No	Degree/Intermediate/LL.B. Marks Memo / Equivalent / Diploma
3.	Stream applied for LAW CET LL.B 3/5-Years Course, PGLCET LL.M. 2 Year Course	Eligibility Criteria mentioned in the TG LAW CET / PGLCET-2025 website
4.	Date of Birth	Birth Certificate / SSC (or) Equivalent Certificate
5.	Hall Ticket Number of SSC (or) Equivalent Examination Certificate	SSC (or) Equivalent Certificate
6.	Annual Income of Parents (below one lakh, above one lakh and below two lakhs, more than two lakhs)	The Income Certificate issued by MRO (or) Competent Authority
7.	Study Details	Study Certificate from Class- 6 to Intermediate /10+2+3/ Equivalent / Diploma
8.	Category (SC, ST, BC etc.) Application Number of the Caste Certificate	Caste Certificate issued by the MRO/ Competent Authority
9.	Special Category (NCC, PH, Sports & Games, CAP etc.,)	The Certificate issued by the Competent Authority
10.	EWS Application Number of the Caste Certificate (for OC Category only)	The EWS Certificate issued by the MRO/ Competent Authority

TG LAW CET/PGLCET-2025

FEE PAYMENT AND APPLICATION FORM FILLING FLOW CHART

VISIT: <https://lawcet.tgche.ac.in> & Click on “Pay Registration Fee”

Payment of Registration Fee

Mode of Payment (Any of the 2 Modes mentioned below)

TG Online	Debit Card / Credit Card / Net Banking
<ol style="list-style-type: none">1. Choose your nearest TG Online Centre2. Visit any of the above centers with the following mandatory details like<ol style="list-style-type: none">a) Name of the boardb) Qualifying Exam Hall Ticket NO/Roll No/Registration Noc) Candidate’s Named) Father’s Namee) Mother’s Namef) Date of Birthg) Candidate’s/ Student’s Mobile Number <p>Stream applying for LAW CET LL.B 3/5-Years Course, PGLCET LLM.2 Year Course</p>	<ol style="list-style-type: none">1) If you choose the payment using Debit Card / Credit Card / Net Banking Mode, go through the Instructions Booklet carefully and be ready with ALL the required details to Fill Online Application Form.2) Click on “Fill Application Form” link and proceed by the filling required details.
<p>You will receive a Receipt Form of the Registration Fee Payment containing a Transaction ID from the payment Centre.</p>	<p>You will be redirected to the Payment Gateway site</p> <p>Note: During the Payment process, don’t click on back / Refresh button. Also don’t close the Browser page abruptly.</p>
<p>Visit– https://lawcet.tgche.ac.in along with the Receipt Form.</p>	<p>After your payment is successful, (A “Payment Reference ID” will appear on the screen. Note down the “Payment Reference ID” then proceed with the Application Form Filling Process).</p>

ONLINE APPLICATION FORM FILLING PROCEDURE

VISIT- <https://lawcet.tgche.ac.in>

On your Internet Browser (preferably Internet Explorer version 6.0 and above) type the website address - <https://lawcet.tgche.ac.in>, press **ENTER** button and you will see the following screen displayed on the computer screen.



Information

- Detailed Notification
- Paper Notification
- Test Zones
- Important Dates
- Instruction Booklet
- Syllabus
- Mock Test

Online Application

- STEP 1: Application Fee Payment
- STEP 2: Fill Application Form
- Payment Status
- Download Application Form

Date And Time Of The Exam

Exam	Date & Day	Time
TG LAW CET (LL.B. 3-YDC)	06-06-2025 (Friday)	09:30 AM to 11:00 AM & 12:30 PM to 02:00 PM
TG LAW CET (LL.B. 5-YDC)	06-06-2025 (Friday)	04:00 PM to 05:30 PM
TG PGLCET (LL. M.)	06-06-2025 (Friday)	04:00 PM to 05:30 PM

Registration Fee

Stream/Course	Category	Fee (Rs)
TG LAW CET (LL.B.3 /5 Years)	OC & BCs	900
	SC/ST & PH	600
TG PGLCET (LL. M.)	OC & BCs	1100
	SC/ST & PH	900

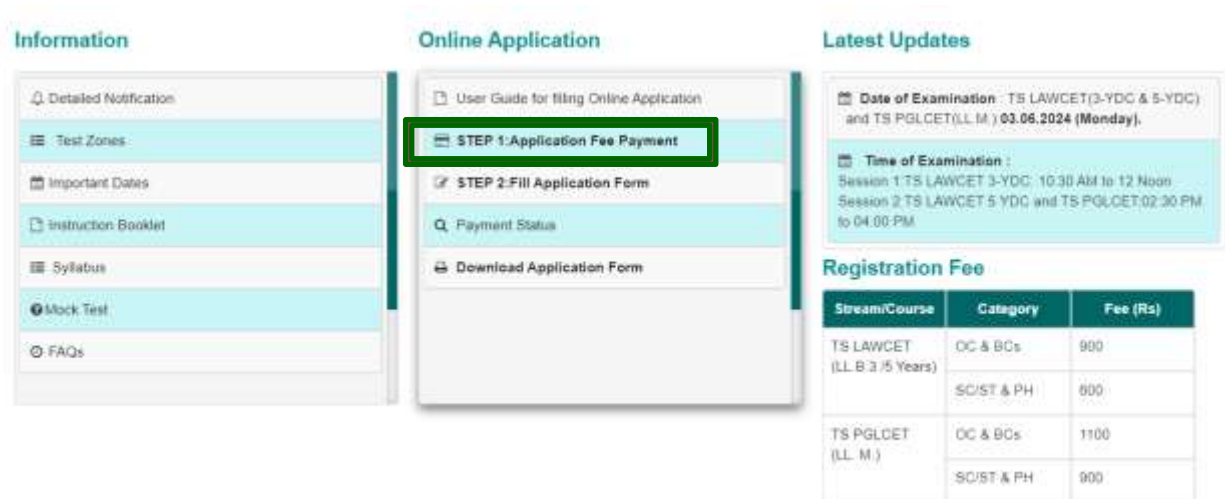
There are TWO steps in filling the TG LAW CET/PGLCET-2025 Online Application Form:

STEP 1: APPLICATION FEE PAYMENT: Candidate can make Online Fee Payment through this option.

STEP 2: FILL APPLICATION FORM: After Fee Payment either by Cash at TS Online Centre or by Online Payment through Credit Card / Debit Card / Net Banking modes, Candidate should fill in the Application through this option.

STEP 1: APPLICATION FEE PAYMENT

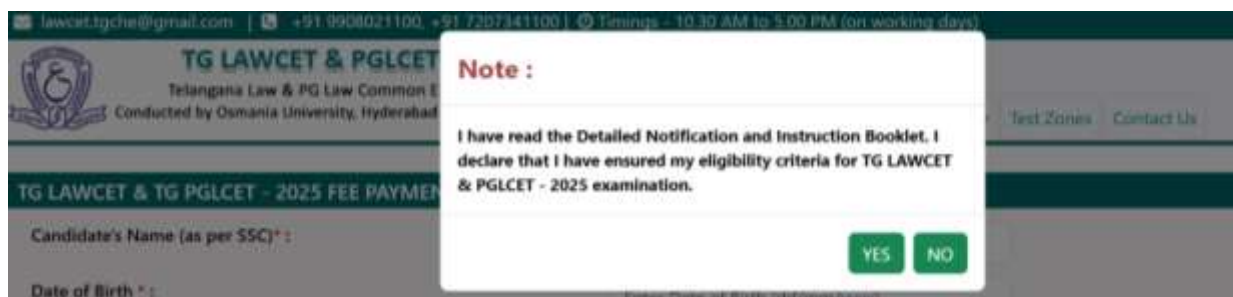
Click on the **“APPLICATION FEE PAYMENT”** link as shown encircled below. A new page will appear on the screen.



The screenshot displays the website's navigation menu with three main sections: Information, Online Application, and Latest Updates. The 'Online Application' section is expanded, showing several options. The option 'STEP 1: Application Fee Payment' is highlighted with a green box. Other options include 'User Guide for filling Online Application', 'STEP 2: Fill Application Form', 'Payment Status', and 'Download Application Form'. The 'Latest Updates' section contains information about the examination date (03.06.2024) and time. Below this, there is a 'Registration Fee' table.

Stream/Course	Category	Fee (Rs)
TS LAW CET (LL B 3 /5 Years)	OC & BCs	900
	SC/ST & PH	600
TS PGL CET (LL. M.)	OC & BCs	1100
	SC/ST & PH	900

After clicking on **“APPLICATION FEE PAYMENT”** link the following **“Payment Verification”** web page will appear.



The screenshot shows a web page for TG LAW CET & PGL CET with a 'Payment Verification' pop-up window. The pop-up contains a note and a declaration statement. The note says: 'Note : I have read the Detailed Notification and Instruction Booklet, I declare that I have ensured my eligibility criteria for TG LAW CET & PGL CET - 2025 examination.' There are two buttons, 'YES' and 'NO', at the bottom of the pop-up. The background page shows the candidate's name and date of birth fields.

After clicking on **“YES”** button the following **“PAYMENT VERIFICATION”** web page will appear.



TG LAW CET & PGL CET - 2025
Telangana Law & PG Law Common Entrance Test
Conducted by Osmania University, Hyderabad on behalf of TGCH

Home About Us Eligibility Test Zones Contact Us

TG LAW CET & PGL CET - 2025 FEE PAYMENT

Candidate's Name (as per SSC) * : Enter Candidate's Name

Date of Birth * : Enter Date of Birth (dd/mm/yyyy)

Candidate's / Student's Mobile Number * : Enter Mobile Number

Alternate Mobile Number : (Self/Father/Mother/Relative) Enter Alternate Mobile Number

E-Mail ID * : Enter E-Mail ID

Stream/Course * :
 LAW CET LL.B. 3-YEARS COURSE
 LAW CET LL.B. 5-YEARS COURSE
 PGL CET LL.M. 2-YEARS COURSE

Qualifying Examination * :

Qualifying Exam Hall Ticket No./Roll No./Registration No.* : Enter Qualifying Exam Hall Ticket Number

Category * :
 DC BC_A BC_B BC_C BC_D BC_E SC ST

Physically Challenged (PH) * :
 Yes No

Payment Type * :
 Net Banking (OTHERS)

Proceed to Payment

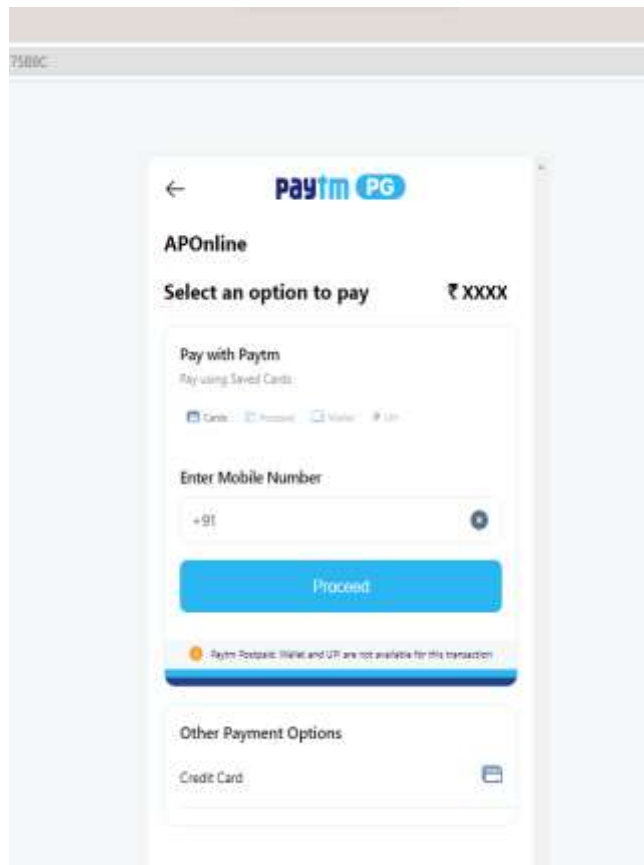
NOTE: In case your amount is debited and the website gets disconnected before payment receipt generation, kindly compulsory check your Payment Status using Payment Status option by providing your details. If you get message "Payment Details Not Found", candidate is requested to go for a fresh payment and the amount for the failure transaction will be refunded to their debited bank account in 5 working days.

Fill in all the details in the respective fields and Click on the encircled button **“Proceed to Payment”**.

Below screen shows sample Filled in Form for Registration Fee Payment.

Fill in ALL the mandatory details given in the above webpage. The details of **Candidate’s Name, Date of Birth, Candidate’s/ Student’s Mobile Number, Alternative Mobile Number (Self/Father/Mother/Relative), E-Mail ID, Category, Qualifying Exam Hall Ticket Number, Qualifying Examination, Physically Challenged (PH), Stream Applied For and Select the Payment Type.**

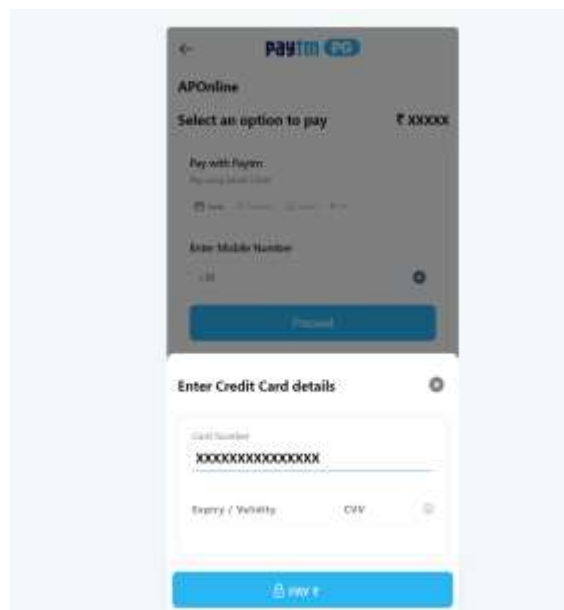
After entering the correct and mandatory details the web page of **Payment through Debit Card /Credit Card/Net banking** web page given below, select the card type (VISA or Master Card or Maestro) mentioned on the card and click the encircled button **PAY**. Be ready with the **Card Related Details (Card number, Expiry date / from date, Security Code / CVV number etc.)** Payment gateway page is shown below for refer.



Note: during the payment process, do not double click on buttons or click on back/ refresh buttons are do not close the browser web page abruptly)

Note: the candidate can use any bank card (debit/ credit/ net banking) provided it is either VISA (or) MasterCard (or) Maestro type.

For example, the candidate may possess a State Bank of India debit card/ credit card (or) Union Bank debit card/ credit card (or) any bank debit card/ credit card and the candidate has to identify what is the **card type logo** on his/her card as given below.



After the relevant card type logo is selected by the candidate, click on the button “**pay**” and the control will automatically take you to the “**bank payment gateway**” screen.

For example after filling the mandatory details the control will lead you to the “**bank payment gateway**” web page then click on and click on “**PAY**” button as shown above.

The confirmation of successful payment of registration fee as shown with the **transaction is successful** item in the below webpage “**payment status**” along with **payment reference ID**.

After successful payment web page automatically redirect to page shown below.



The screenshot displays a web page for the TS LawCET & TS POLCET 2024 Payment Success. At the top, there is a navigation bar with the text "Telangana State Law & PG Law Common Entrance Test" and "Conducted by Osmania University/Hyderabad on behalf of TSCE" along with a logo. The main content area features a green header "TS LAW CET & TS POLCET - 2024 PAYMENT SUCCESS" and a central message: "Your Payment done Successfully" followed by "Your Payment Reference ID : TSP24100000773". A red note below states: "Note : Please note the above mentioned Payment Reference ID for all your future correspondence". A red button labeled "Proceed to FR Application" is positioned below the note. The footer contains copyright information for TSCE (2024), a privacy policy link, and the text "Designed & Developed by TSONline".

After your payment is successful, (a “**payment reference ID**” will appear on the screen note down the “**payment reference ID**” (for your future correspondence) then proceed with the application form filling process.)

After completion of Fee Payment, Candidate can check the Status of the Payment using below screen by clicking on “**Payment Status**” tab in the home page as shown encircled below. A new page will appear on the screen.

Stream/Course	Category	Fee (Rs)
TS LAW CET (LL.B 3/5 Years)	OC & BCs	900
	SC/ST & PH	600
TS PGL CET (LL.M.)	OC & BCs	1100
	SC/ST & PH	900

After clicking “**Payment Status**” tab the following screen will be displayed.

NOTE : Details are to be entered exactly the same as you have entered at the time of Application Fee Payment. Details are case sensitive.

Qualifying Examination Hall Ticket No * Mobile Number *

Qualifying Exam Hall Ticket No is Degree/Intermediate/LL.B./Equivalent/Diploma Hall Ticket Number

NOTE: In case your account is debited and the website gets disconnected before payment receipt generation, kindly compulsory check your Payment Status using Payment Status option by providing your details. If you get message "Payment Details Not Found", candidate is requested to go for a fresh payment and the amount for the failure transaction will be refunded to their debited bank account in 5 working days.

Enter all the details like Qualifying Examination Hall Ticket Number, Candidate’s / Student’s Mobile Number then click on “**Check Payment Status**” button.

By clicking on “**Check Your Payment**” button, the following Status of the Payment screen will be displayed.

NOTE : Details are to be entered exactly the same as you have entered at the time of Application Fee Payment. Details are case sensitive.

Qualifying Examination Hall Ticket No * Mobile Number *

S.No.	Payment Reference ID	Status
1	TSP23100032238	SUCCESS

NOTE: In case your account is debited and the website gets disconnected before payment receipt generation, kindly compulsory check your Payment Status using **Payment Status** option by providing your details. If you get message “Payment Details Not Found” . candidate is requested to go for a fresh payment and the amount for the failure transaction will be refunded to their debited bank account in 5 working days.

OR

NOTE: -

In case your amount is debited and the website gets disconnected before payment receipt generation, kindly compulsory check to your payment status using payment status option by providing in the website. If you get message pop-up “**Payment details not found**”, candidate is requested to go for a fresh payment.

Payment transactions not found

If payment status is “Payment Details not Found, repeat the procedure starts from the Application Fee Payment. The amount deducted from your account made in the first attempt will be refunded or rolled back into your account with in 5 to 7 working days.

To fill the online application form, click on **“Proceed to Fill Application”** as shown below.

NOTE : In case you have not paid the fee yet, please visit this page ([Click Here](#)) and pay the fee first.

Payment Reference ID * Qualifying Examination Hall Ticket No * Mobile Number * Date of Birth * (dd/mm/yyyy)

Enter Payment Reference ID Enter Qualifying Examination Hall Ticket No Enter Mobile Number Select Date of Birth

NOTE : Details are to be entered exactly the same as you have entered at the time of Application Fee Payment. To know your Payment Reference ID([Click Here](#))

Proceed to Fill Application

STEP 2: FILL APPLICATION FORM

Candidate has 2 options either to proceed to fill application immediately or at a later date. Click on **“proceed to fill application”** to fill the application immediately and you will be taken to the application screen as described in fill application form. If you choose another day to fill the application simply close the window unit such case you need to start from fill application form.

In some rare cases if the amount is deducted from your account but the message **“Transaction is successful”** (or) the **payment reference ID** is not displayed, then you can use **“know your payment status”** as described in the **Application fee payment**.

Otherwise pay the registration fee again as in Application Fee Payment .The amount was deducted from your account made in your attempt will be refunded or rolled back into your account.

Click on **“Fill Application Form”** tab in home page as shown in the below screen

Information

- Detailed Notification
- Test Zones
- Important Dates
- Instruction Booklet
- Syllabus
- Mock Test
- FAQs

Online Application

- User Guide for filling Online Application
- STEP 1: Application Fee Payment
- STEP 2: Fill Application Form**
- Payment Status
- Download Application Form

Latest Updates

- Date of Examination :** TS LAW CET(3-YDC & 5-YDC) and TS PGLCET(LL.M.) **03.06.2024 (Monday).**
- Time of Examination :**
Session 1 TS LAW CET 3-YDC: 10:30 AM to 12 Noon
Session 2 TS LAW CET 5-YDC and TS PGLCET: 02:30 PM to 04:00 PM

Registration Fee

Stream/Course	Category	Fee (Rs)
TS LAW CET (LL B 3 /5 Years)	OC & BCs	900
	SC/ST & PH	800
TS PGLCET (LL. M.)	OC & BCs	1100
	SC/ST & PH	900

After clicking on **“Fill Application Form”** tab the following webpage will be displayed.

NOTE : In case you have not paid the fee yet, please visit this page ([Click Here](#)) and pay the fee first.

Payment Reference ID * Qualifying Examination Hall Ticket No * Mobile Number * Date of Birth * (dd/mm/yyyy)

Enter Payment Reference ID Enter Qualifying Examination Hall Ticket N Enter Mobile Number Select Date of Birth

NOTE : Details are to be entered exactly the same as you have entered at the time of Application Fee Payment.To know your Payment Reference ID([Click Here](#))

[Proceed to Fill Application](#)

Furnish the same Payment Reference ID, Qualifying Examination Hall Ticket Number, Candidate's / Student's Mobile Number and Date of Birth as given in Application Fee Payment and click on **“Proceed to Fill Application”** button as shown in the screen below.

NOTE : In case you have not paid the fee yet, please visit this page ([Click Here](#)) and pay the fee first.


Payment Reference ID * Qualifying Examination Hall Ticket No * Mobile Number * Date of Birth * (dd/mm/yyyy)

Enter Payment Reference ID Enter Qualifying Examination Hall Ticket N Enter Mobile Number Select Date of Birth


NOTE : Details are to be entered exactly the same as you have entered at the time of Application Fee Payment.To know your Payment Reference ID([Click Here](#))

[Proceed to Fill Application](#)

Clicking on **“Proceed to Fill Application”** button, the following page will be displayed enter all the details and click on proceed to **“Preview / Submit”** button as shown in the below screen.



TG LAW CET & PGCET - 2025
Telangana Law & PG Law Common Entrance Test
Conducted by Osmania University, Hyderabad on behalf of TG CHE



[Home](#) [About Us](#) [Eligibility](#) [Test Zones](#) [Contact Us](#)

TG LAW CET & TG PGCET - 2025 APPLICATION FORM

NOTE : In case you have not paid the fee yet, please visit this page ([Click Here](#)) and pay the fee first.

Payment Reference ID * Hall Ticket No * Mobile Number * Date of Birth * (dd/mm/yyyy)

TGP2510002552B 909090 9212121212 01/01/2009

NOTE : Details are to be entered exactly the same as you have entered at the time of Application Fee Payment.To know your Payment Reference ID([Click Here](#))

1. Candidate Details

Candidate's Name * Father's Name * Mother's Name * Date of Birth * (dd/mm/yyyy)

A ENTER FATHER'S NAME ENTER MOTHER'S NAME 01/01/2009

Gender *
 Male Female Transgender

Aadhaar Card Number *
 Enter Aadhaar Card Number

Ration Card Number
 Enter Ration Card Number

2.Address

House No. (or) C/O *
 Enter House No.(or) C/O

Village / Street / Locality *
 Enter Village / Street / Locality

Mandal / Town / City *
 Enter Mandal / Town / City

District *
 Enter District

State *
 Enter State

Pin Code *
 Enter Pin Code

Mobile Number *
 9212121212

Alternate Mobile Number
 Enter Alternate Mobile Numb

Telephone Number (Landline)
 Enter TelePhone Number (Lan

E-Mail Id *
 janaki.janu524@gmail.com

Area of Reservation *
 Local (OU Area i.e., Telangana State) Unreserved

Category Details

Category*
 OC

DO YOU BELONG TO EWS(Economically Weaker Section)*
 YES NO

Special Reservation Category

National Cadet Corps (NCC)
 Children of Armed Personnel (CAP)
 Sports & Games

Minority / Non-Minority *
 Non-Minority Minority

Annual Income of Parents Rs (Latest Certificate)

Annual Income of Parents*
 Below One Lakh Above one Lakh and Below Two Lakhs
 More than Two Lakhs

Candidate Bank Details

Name as in Bank Account
 Enter Name as in Bank Account

Account Number
 Enter Account Number

IFSC Code
 Enter IFSC Code

3. Qualifying Examination

Qualifying Examination *
 BE / B.TECH

Hall Ticket No of the Qualifying Examination *
 909090

DO YOU POSSESS PG DEGREE ALSO YES NO

Name of the University/Board *
 Enter University Name

Mode of Study *
 Regular Distance

Year of Appearance / Passing the Qualifying Exam *
 --Select--

Medium of Instruction at Qualifying Exam *
 English Telugu Urdu

Percentage in Qualifying Examination *
 Percent: %

Intermediate or Equivalent (10+2) *

Urban Rural

Intermediate Hall Ticket No *
 Enter Intermediate Hall Ticket No

Month of Passing *
 --Select--

Year of Passing *
 --Select--

SSC or Equivalent (10th Class) *

Urban Rural

SSC Hall Ticket No *
 Enter SSC Hall Ticket No

Month of Passing *
 --Select--

Year of Passing *
 --Select--

Place of Study

Class-6 * --Select--	Class-7 * --Select--	Class-8 * --Select--	Class-9 * --Select--
Class-10 * --Select--	Inter 1st year / Equivalent * --Select--	Inter 2nd year / Equivalent * --Select--	Degree * --Select--
Diploma --Select--			

4. Details of Common Entrance Test

Stream / Entrance Exam *
LAWCET LL.B. 3-YEARS COURSE

Medium Of Test *
 English Telugu Urdu

5. Regional Test Centre Preferences (Click here for Regional Centers)

Preference 1 * --Select--	Preference 2 * --Select--	Preference 3 * --Select--
------------------------------	------------------------------	------------------------------

Photo & Signature *



Photo (<50kb .jpg, .jpeg)
Choose File No file chosen



Signature (<30kb .jpg, .jpeg)
Choose File No file chosen

NOTE: Please upload Scanned Passport size Photo and signature.

I have carefully gone through the instruction Booklet and I am conversant with the instructions. I shall abide by the eligibility conditions and other regulations to be satisfied for appearing at the entrance test and admission into any course prescribed. Further, I assure that, I will not involve in any malpractice or illegal activities in the entrance test. In case, I have furnished any false information or involved in any malpractice or illegal activities, I am liable for punishment as per the existing law. I am responsible for the correctness of the above details filled in by me and the CONVENER, TG LAW CET & TG PGLCET - 2025 is not responsible in any way. Mere appearing for the entrance examination does not confer any right on me to take admission.

Note: Refer instructions booklets regarding Reservation of seats

SAVE : Will record the partially filled details in the Database. The same can be retrieved at your convenience and you can continue to fill the rest and submit the form.

PREVIEW / SUBMIT : You will have a chance to preview your application and then finally confirm your application by clicking on Confirm button.

Enter all the mandatory details in respective fields and click on check box in **Declaration Field**.

I have carefully gone through the instruction Booklet and I am conversant with the instructions. I shall abide by the eligibility conditions and other regulations to be satisfied for appearing at the entrance test and admission into any course prescribed. Further, I assure that, I will not involve in any malpractice or illegal activities in the entrance test. In case, I have furnished any false information or involved in any malpractice or illegal activities, I am liable for punishment as per the existing law. I am responsible for the correctness of the above details filled in by me and the CONVENER, TG LAW CET & TG PGLCET - 2025 is not responsible in any way. Mere appearing for the entrance examination does not confer any right on me to take admission.

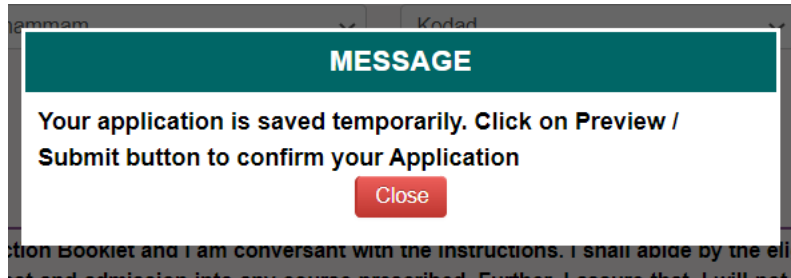
Note: Refer instructions booklets regarding Reservation of seats

Click **“Save”** button to save the information.

SAVE : Will record the partially filled details in the Database. The same can be retrieved at your convenience and you can continue to fill the rest and submit the form.

PREVIEW / SUBMIT : You will have a chance to preview your application and then finally confirm your application by clicking on Confirm button.

By clicking on **“SAVE”** button, candidate can view the following web page as shown in the below screen.



Click on **“Preview/ Submit”** button, candidate can view the **Filled Online Application Form** as shown in the below screen.

SAVE : Will record the partially filled details in the Database. The same can be retrieved at your convenience and you can continue to fill the rest and submit the form.
PREVIEW / SUBMIT : You will have a chance to preview your application and then finally confirm your application by clicking on Confirm button.



By clicking on **“Preview/ Submit”** button, candidate can view the **Filled Online Application Form** as shown in the below screen.

TG LAW CET & TG PGLCET- 2025 APPLICATION FORM			
1. Candidate Details			
Candidate's Name A	Father's Name FATHERS NAME	Mother's Name MOTHERS NAME	Date of Birth (dd/mm/yyyy) 01/01/2009
Gender FEMALE	Aadhaar Card Number XXXXXXXXXXXX	Ration Card Number 765432	
2. Address			
House No. (or) C/D 123-32-00	Village / Street / Locality MY VILLAGE	Mandal / Town / City MY MANDAL	District MY DISTRICT
State MY STATE	Pin Code 500070	Mobile Number 92121212	Alternate Mobile Number
Telephone Number (Landline)	E-Mail Id XXXXXXXXXXXX@gmail.com		
Area of Reservation			
Local/OU Area (i.e. Telangana State)			
Category			
OC	Caste Certificate Number (Issued on or after 2nd June 2014)		
EWS(Economically Weaker Section)	EWS Certificate Number		
EWS(Economically Weaker Section) :NO			
Special Reservation Category	PH (Physically Handicapped)		
National Cadet Corps (NCC) :NO	a) Blindness and low vision :NO		
Children of Armed Personnel (CAP) :NO	b) Deaf and hard of hearing :NO		
Sports & Games :NO	c) Locomotor disability including cerebral palsy, leprosy cured, dwarfism, acid attack victims and muscular dystrophy :NO		
	d) Autism, intellectual disability, specific learning disability and mental illness :NO		
	e) Multiple disabilities from amongst persons under clauses (a) to (d) including deaf-blindness in the posts identified for each disabilities :NO		
Minority / Non-Minority			
NON-MINORITY			
Minority			
N.A			
Annual Income of Parents Rs. (Latest Certificate)			
More than Two Lakhs		Income Certificate Number	
Candidate Bank Details			
Name as in Bank Account	Account Number	IFSC Code	

3. Qualifying Examination

Type of the Exam

BE / B.TECH

DO YOU POSSESS PG DEGREE ALSO : NO

Hall Ticket No of the Qualifying Examination

909090

Name of the University/Board

OU

Mode of Study

REGULAR

Year of App. / Passing the Qualifying Exam

2024

Medium of Instruction at Qualifying Exam

English

Percentage

70.00

Intermediate or Equivalent (10+2)

URBAN	Intermediate Hall Ticket No	Month of Passing	Year of Passing
	123450	March	2018

SSC or Equivalent (10th Class)

URBAN	SSC Hall Ticket No	Month of Passing	Year of Passing
	897654	March	2016

Place of Study

Class-6	Class-7	Class-8	Class-9
HYDERABAD	HYDERABAD	HYDERABAD	HYDERABAD
Class-10	Inter 1st year / Equivalent	Inter 2nd year / Equivalent	Degree
HYDERABAD	HYDERABAD	HYDERABAD	HYDERABAD
Diploma	LLB	PG	
HYDERABAD			

4. Details of Common Entrance Test

Photo & Signature

Stream / Entrance Exam

LAWCET LLB, 3-YEARS COURSE

Medium of Test

English

Question Paper will be in English and Telugu

5. Regional Test Centre Preferences

Preference 1	Preference 2	Preference 3
Hyderabad East(I)	Hyderabad South East (II)	Hyderabad North (II)



Signature

I have carefully gone through the detailed notification, instruction Booklet and I am conversant with the instructions. I shall abide by the eligibility conditions and other regulations to be satisfied for appearing at the entrance test and admission into any course prescribed. Further, I assure that, I will not involve in any malpractice or illegal activities in the entrance test. In case, I have furnished any false information or involved in any malpractice or illegal activities, I am liable for punishment as per the existing law. I am responsible for the correctness of the above details filled in by me and the CONVENER, TS LAW CET & TS PGLCET - 2025 is not responsible in any way. Mere appearing for the entrance examination does not confer any right on me to take admission.

Modify

Confirm / Freeze

To modify the details, click on **Modify** button.

I have carefully gone through the instruction Booklet and I am conversant with the instructions. I shall abide by the eligibility conditions and other regulations to be satisfied for appearing at the entrance test and admission into any course prescribed. Further, I assure that, I will not involve in any malpractice or illegal activities in the entrance test. In case, I have furnished any false information or involved in any malpractice or illegal activities, I am liable for punishment as per the existing law. I am responsible for the correctness of the above details filled in by me and the CONVENER, TS LAW CET & TS PGLCET - 2025 is not responsible in any way. Mere appearing for the entrance examination does not confer any right on me to take admission.

Modify

Confirm / Freeze

To Confirm/Freeze the Application, click on **Confirm/Freeze** button.

I have carefully gone through the instruction Booklet and I am conversant with the instructions. I shall abide by the eligibility conditions and other regulations to be satisfied for appearing at the entrance test and admission into any course prescribed. Further, I assure that, I will not involve in any malpractice or illegal activities in the entrance test. In case, I have furnished any false information or involved in any malpractice or illegal activities, I am liable for punishment as per the existing law. I am responsible for the correctness of the above details filled in by me and the CONVENER, TS LAW CET & TS PGLCET - 2025 is not responsible in any way. Mere appearing for the entrance examination does not confer any right on me to take admission.

Modify

Confirm / Freeze

By clicking on Confirm/Freeze button, candidate can view pop up alert as **“Your Application confirmed successfully. Please note your Registration Number for further Correspondence”**. Candidate can take printout of application by clicking on **“Print Application”** button which is useful for further correspondence.



By Clicking on **“Print Application”**, candidate can view the **“Application Form”** as shown below.

TG LAW CET & PGL CET - 2025
 Telangana Law & PG Law Common Entrance Test
 Conducted by Osmania University, Hyderabad on behalf of TG CHE

1. Stream Course : **LAW CET LL.B. 3-YEARS COURSE**

2. (a) Qualifying Examination : **BF / B.TECH**
 (b) Qualifying Exam Hall Ticket No. : **909090**
 (c) Year of Appearance/Passing the Qualifying Exam : **2024**
 (d) Medium of Instruction at Qualifying Exam : **English**
 (e) Percentage Of Qualifying Exam : **70.00**
 (f) Name of the University/Board : **OU**
 (g) Mode of Study : **REGULAR**

3. Medium of Test : **English**

4. (a) Candidate's Name : **A**
 (b) Father's Name : **FATHERS NAME**
 (c) Mother's Name : **MOTHERS NAME**
 (d) Date of Birth (as per SSC or Equivalent) : **01.01.2009**
 (e) Gender : **FEMALE**

5. (a) Category : **OC**
 (b) EWS (Economically Weaker Section) : **NA**
 (c) EWS Certificate Number : **NA**

6. (a) Special Reservation Category : **NA**
 (b) Physically Challenged : **NO**
 (i) Blindness and low vision : **NO**
 (ii) Deaf and hard of hearing : **NO**
 (iii) Locomotor disability including cerebral palsy, spina, paraplegia, dwarfism, acid attack victims and muscular dystrophy : **NO**
 (iv) Autism, intellectual disability, specific learning disability and mental illness : **NO**
 (v) Multiple disabilities from amongst persons under clause (a) to (d) including deaf-blindness in the grade identified for each disabilities : **NO**

(c) Scribe : **NA**
 (d) Saksham No. : **NA**

7. Area of Reservation : **LAW/OCU Area (i.e. Telangana State)**

8. (a) Non-Minority / Minority : **NON-MINORITY**

9. Minority Category : **NA**

10. Annual Income of Parents Rs (Latest Certificate)
 (a) Study Details

Class-6	HYDERABAD	Class-7	HYDERABAD
Class-8	HYDERABAD	Class-9	HYDERABAD
Class-10	HYDERABAD	Inter 1st year / Equivalent	HYDERABAD
Inter 2nd year / Equivalent	HYDERABAD	Degree	HYDERABAD
Diploma	HYDERABAD		

(b) SSC Hall Ticket Number & Year of Passing : **807654, March - 2016**
 (c) Inter Hall Ticket Number & Year of Passing : **123450, March - 2018**

11. (a) Address for Correspondence : **123-32-00, MY VILLAGE, MY MANDAL, MY DISTRICT, MY STATE, 500070**

(b) Contact Telephone Number (Mobile) : **9212121212** (c) E-Mail Id : **janaki.jana024@gmail.com**
 (d) Aadhaar Card number : **399467589024**

12. Regional Test Centre Preferences

Preference - 1	Preference - 2	Preference - 3
Hyderabad East (I)	Hyderabad South East (II)	Hyderabad North (III)

13. (a) Fee particulars - Payment through : **ONLINE**
 (b) Payment Reference Id : **TG2310002512H**
 (c) Amount (in Rs.) : **900.00**
 (d) Payment Date and Time : **01-05-25 11:31AM**
 (e) Application Submission Date and Time : **01-05-25 4:54PM**

* These Fields CANNOT be edited by the candidate, but request can be made to the CONVEYOR, TG LAW CET & TG PGL CET-2025 via email to tanvir@osmania.edu by attaching Application Form and necessary proofs. The remaining details can be edited by the candidate during the permitted period. For any details, Contact 999921105.

DECLARATION: I have carefully gone through the detailed notification, instruction booklet and I am conversant with the instructions. I shall abide by the eligibility conditions and other regulations to be satisfied for appearing at the entrance test and admission into any course prescribed. Further I assure that I will not involve in any malpractice or illegal activities in the entrance test. In case, I have furnished any false information or involved in any malpractice or illegal activities, I am liable for punishment as per the existing law. I am responsible for the correctness of the above details filled in by me and the CONVEYOR, TG LAW CET & TG PGL CET - 2025 is not responsible in any way. Mere appearing for the entrance examination does not confer any right for me to take admission.

Date: **01-05-2025 04:54 PM**

SIGNATURE and LEFT HAND THUMB Impression of the candidate to be done in the presence of the Invigilator on the day of Examination in the Examination Hall

Thumbs Impression

With a recent color photograph (1.5 cm X 5.5 cm) and pasted by a Gazetted Officer or the Principal of the College where posted.

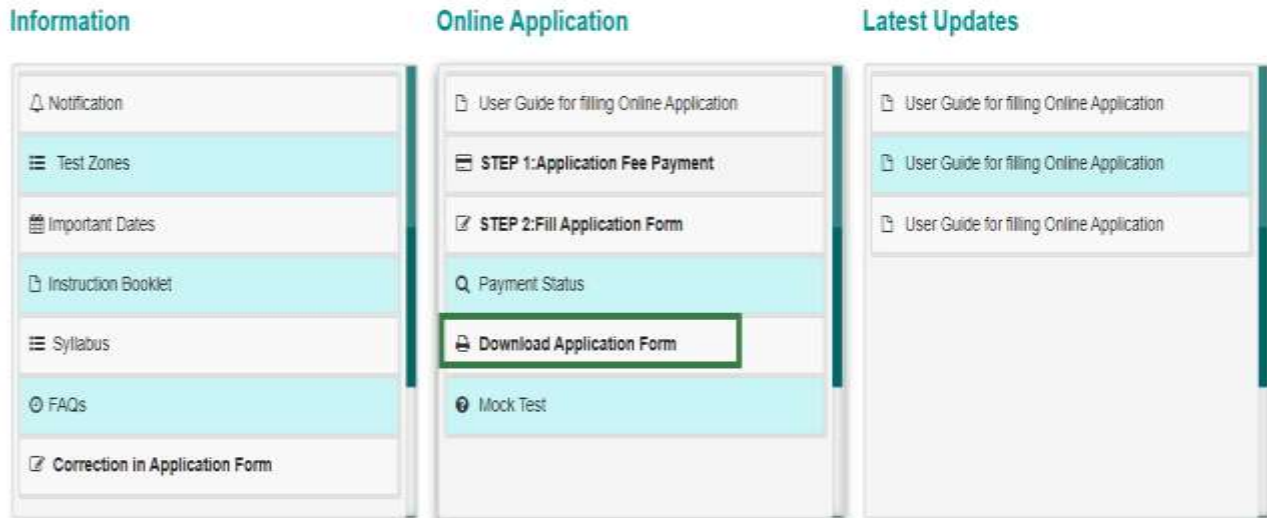
(To be in advance BEFORE EXAMINATION)

SIGNATURE OF THE CANDIDATE in the presence of the Invigilator

Print

Note - 1) ALL the candidates have to submit this form in the Examination Hall in the Designated.
 2) Candidates are not allowed into the Examination Hall even if they are LATE BY A MINUTE.
 3) This is computer Generated sheet and does not require the signature of the CONVEYOR, TG LAW CET & TG PGL CET-2025

Later, if the candidate wishes to take the **DOWNLOAD** of the same page again, he / she can visit <https://lawcet.tgche.ac.in> (home page) and click on encircled item **“DOWNLOAD APPLICATION FORM”** as below:





After clicking on **“DOWNLOAD APPLICATION FORM”** button, the following page will appear.

The form is titled 'Get Application Details' and contains three input fields: 'Payment Reference ID *', 'Mobile Number *', and 'Date of Birth * (dd/mm/yyyy)'. Below the fields is a red button labeled 'Get Application Details'. A note below the fields reads: 'NOTE : Details are to be entered exactly the same as you have entered at the time of Application Fee Payment. To know your Payment Reference ID (Click Here)'. The button is highlighted with a green border.

Enter all the details like Payment Reference ID, Candidate's/Student's Mobile Number and Date of Birth then click on **“Get Application Details”** as shown in the below screen.

This screenshot is identical to the previous one, showing the 'Get Application Details' form with the 'Get Application Details' button highlighted by a green border.

After clicking on **“Get Application Details”** button, the following **“Receipt”** page will appear. Click on Print button for taking the printout of the Receipt and click on **“Download”** button for downloading.


TG LAW CET & PGCET - 2025
 Telangana Law & PG Law Common Entrance Test
 Conducted by Osmania University, Hyderabad on behalf of TG CHE
 

1. Student Name : **LAWCET LL.B. 3-YEARS COURSE**

2. (a) Qualifying Examination : **B.E / B.TECH**
 (b) Qualifying Exam Hall Ticket No * : **909090**
 (c) Year of Appearance/Passing the Qualifying Exam : **2024**
 (d) Medium of Instruction at Qualifying Exam : **English**
 (e) Percentage Of Qualifying Exam : **70.00**
 (f) Name of the University/Board : **OU**
 (g) Mode of Study : **REGULAR**

3. Medium of Test : **English**

4. (a) Candidate's Name * : **A**
 (b) Father's Name * : **FATHERS NAME**
 (c) Mother's Name * : **MOTHERS NAME**
 (d) Date of Birth (as per SSC or Equivalent) * : **01/01/2009**
 (e) Gender : **FEMALE**

5. (a) Category * : **OC**
 (b) IWS (Exempted by W weaker Section) : **NA**
 (c) IWS Certificate Number : **NA**

6. (a) Special Reservation Category : **NA**
 (b) PH (Physically Challenged) : **NO**
 (i) a) Blindness and low vision : **NO**
 (ii) b) Deaf and hard of hearing : **NO**
 (iii) c) Locomotor disability including cerebral palsy, leprosy, muscular dystrophy, acid attack, stroke and muscular dystrophy : **NO**
 (iv) d) Autism, intellectual disability, specific learning disability and mental illness : **NO**
 (v) e) Multiple disabilities from amongst persons under clause (a) to (d) including deaf-blindness in the posts identified for each disabilities : **NO**
 (c) Scribe : **NA**
 (d) Saksham No : **NA**

7. Area of Reservation : **Local/OC/ Area i.e. Telangana State**

8. (a) Non-Minority / Minority : **NON-MINORITY**
 (b) Minority Category : **NA**

9. Annual Income of Parents Rs (Latest Certificate) : **More than Two Lakhs**

10. (a) Study Details

Class-6	HYDERABAD	Class-7	HYDERABAD
Class-8	HYDERABAD	Class-9	HYDERABAD
Class-10	HYDERABAD	Inter 1st year / Equivalent	HYDERABAD
Inter 2nd year / Equivalent	HYDERABAD	Degree	HYDERABAD
Diploma	HYDERABAD		

(b) SSC Hall Ticket Number & Year of Passing * : **807654, March - 2016**
 (c) Inter Hall Ticket Number & Year of Passing * : **123456, March - 2018**

11. (a) Address for Correspondence : **123-32-06, MY VILLAGE, MY MANDAL, MY DISTRICT, MY STATE, 500070**

(b) Contact Telephone Number (Mobile) * : **9212121212** (c) E-Mail Id : **janaki.jana24@gmail.com**
 (d) Aadhar Card number : **390467589024**

12. Regional Test Centre Preferences

Preference - 1 Hyderabad East (H)	Preference - 2 Hyderabad South East (HE)	Preference - 3 Hyderabad North (H)
--------------------------------------	---	---------------------------------------

13. (a) Fee particulars - Payment through : **ONLINE**
 (b) Payment Reference Id : **TLP251060255211**
 (c) Amount (in Rs.) : **900.00**
 (d) Payment Date and Time : **01/05/25 11:51AM**
 (e) Application Submission Date and Time : **01/05/25 4:54PM**

* * * This Form CANNOT be edited by the candidate, but request can be made to the CONVENOR, TG LAW CET & TG PGCET 2025 via email to janaki.jana24@gmail.com by alekhaj@osmania.edu Application Form and necessary, **proof**. The remaining Details can be edited by the candidate during the permitted period. For any details, Contact 9908221028.

Declaration: I have carefully gone through the detailed notification, instruction booklet and I am conversant with the instructions. I shall abide by the eligibility conditions and other regulations to be satisfied for appearing at the entrance test and admission into any course prescribed. Further, I assure that I will not be active in any malpractice or illegal activities in the entrance test. In case, I have furnished any false information or involved in any malpractice or illegal activities, I am liable for punishment as per the existing law. I am responsible for the correctness of the above details filed by me with the CONVENOR, T.G. LAW CET & T.G. PGCET - 2025 in respect of my candidature in any way. Mere appearing for the entrance examination does not confer any right for me to take admission.



Date: **01/05/2025 04:54 PM**

SIGNATURE AND LEFT HAND THUMB IMPRESSION OF THE CANDIDATE TO BE DONE IN THE PRESENCE OF THE INVIGILATOR ON THE DAY OF EXAMINATION IN THE EXAMINATION HALL

With a recent color photograph
 (1.5 cm x 2.5 cm) and got stamped by a Gazetted Officer or the Principal of the College where studied
(To be in advance BEFORE EXAMINATION)

SIGNATURE OF THE CANDIDATE in the presence of the Invigilator

Thumb Impression

Print

Note: 1) ALL the candidates have to submit this form in the Examination Hall in the Directorate.
 2) Candidates are not allowed into the Examination Hall unless they are LATE BY A MINUTE.
 3) This is computer Generated sheet and does not require the signature of the CONVENOR, TG LAW CET & TG PGCET 2025